
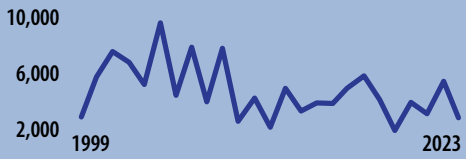





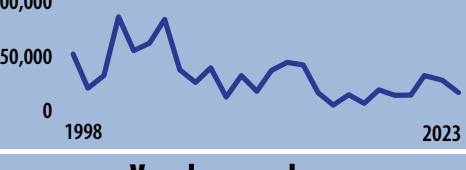






STATUS OF SALMON

in the Snohomish/Snoqualmie Basin – 2023



Except for pinks (which are always more abundant in odd-year returns), most other salmon species returned in lower numbers compared to last year. Despite lower returns than 2022, steelhead and coho may still be slowly rebounding from recent record lows. Chinook continue to show a slow and irregular but persistent decline over time. Bull trout showed the first improvement in six years but are still returning in very low numbers. Chum returns were a small fraction of last year's huge gains, and less than a third of odd-year goals. Pinks continued the improvement seen in the last three odd-year returns.

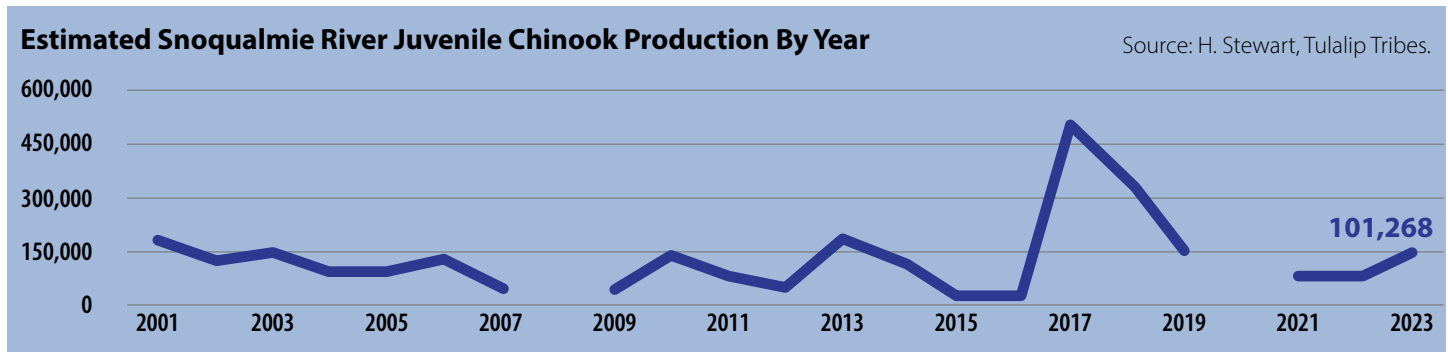
Endangered Species Act Threat Level	Species	2023 Spawners*	Status
THREATENED	CHINOOK 	2,843	Far below recovery goal 
THREATENED	STEELHEAD 	1,466	Five years of low returns 
THREATENED	BULL TROUT 	Estimate: 82 NF Skykomish 18 SF Skykomish	Partial surveys – preliminary data. 
SPECIES OF CONCERN	COHO 	62,500	Maintaining above management threshold 
	CHUM 	3,499	Very low numbers 
	PINK 	(Odd-year spawners)** 803,500	Very abundant in odd years 

*Annual escapement estimates for Chinook, steelhead, coho, odd-year pinks, bull trout and chum from Washington Department of Fish and Wildlife and Tulalip Tribes; unpublished data for Snohomish Basin. Spawning runs are attributed to the calendar year in which the run began (even if the run continued into the following year).

**The Snohomish Basin's primary stock of pink salmon spawns in odd-numbered years. Pinks that spawn in even-numbered years are much less abundant.

Juvenile Chinook in the Snoqualmie River

The number of young Chinook migrating down the Snoqualmie River towards Puget Sound in spring 2023 was higher than last year. Unfortunately, in recent years numbers have dropped since the peak in 2017. We are still far below our target of 1.3 million juvenile Chinook. **We need to accelerate the pace of restoration to make up for past, current, and future negative impacts to this population.**



- These numbers are only for the sub-yearling Chinook cohort that began their outmigration in the spring of the year noted (offspring of the previous year's spawning run), and do not include yearlings.
- The production estimate method changed for the 2022 trapping season. Older versions of this factsheet for previous years will show different numbers.
- 2001, 2002, and 2003 used simple Petersen estimate with five-year means of efficiencies due to lack of efficiency testing.
- No data in 2008 or 2020.

Habitat Project

Fall City Floodplain Restoration Right Bank (Haffner Levee)



Threats to salmon

- Urban development
- Disappearing forests
- Hardened shorelines on rivers and beaches
- Dams and pipes block fish passage
- Toxic chemicals in household products, industry, stormwater, and wastewater
- Tire dust from cars
- Heavy stream flows from increasingly intense storms
- Low stream flows in summer
- Warming waters, reduced snowpack
- Plastics in the ocean mistaken for food
- Ocean acidification and climate impacts to the food web

Local actions that make a difference

- Minimize pavement and impervious surfaces
- Plant trees, especially on rivers and streams
- Remove levees and revetments, or set them back – give rivers room to move
- Remove dams and fix blocking culverts
- Use non-toxic beauty and cleaning products
- Drive less and switch to electric or hybrid - increase use of public transportation
- Protect wetlands and beaver ponds
- Properly maintain your septic system
- Conserve water
- Clean up toxic sites
- Control sources of flame-retardant chemicals
- Bring your own bag, cup, and water bottle
- Pick up after your dog